


Indirect light

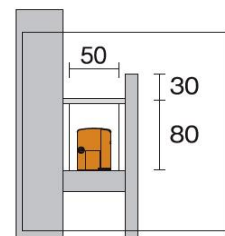
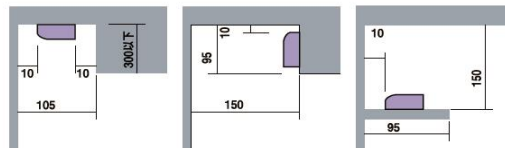



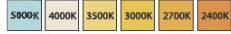

Lighting Distribution

■ Lighting effect

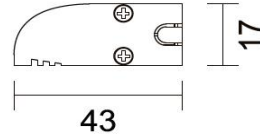


■ Minimum construction size





LED 15W Per meter
HighCRI>80 or 90

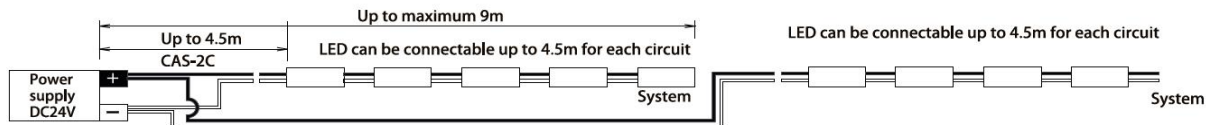


Item No.	L*W*H(mm)	CCT	Flux	CRI	Color	Voltage
AU-BYX1743	1460*43*17	3000K	2200 lm (37W)	RA>80	WH	DC 24V
	1170*43*17	3000K	1776 lm (29.6W)	RA>80	WH	DC 24V
	880*43*17	3000K	1320 lm (22.2W)	RA>80	WH	DC 24V
	510*43*17	3000K	780 lm (13W)	RA>80	WH	DC 24V
	300*43*17	3000K	420 lm (7.4W)	RA>80	WH	DC 24V
	150*43*17	3000K	240 lm (3.7W)	RA>80	WH	DC 24V

Concept application



System configuration diagram



Lighting Simulation

