

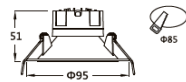
**AU-TD066-2F**

Power : 5W  
 Cutout : Ø60mm  
 Size : Ø65 x H43.5mm



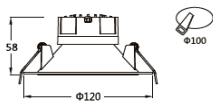
**AU-TD066-3F**

Power : 7W  
 Cutout : Ø85mm  
 Size : Ø95 x H51mm



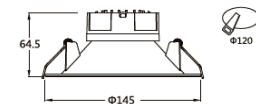
**AU-TD066-3.5F**

Power : 9W  
 Cutout : Ø100mm  
 Size : Ø120 x H58mm



**AU-TD066-4F**

Power : 12W  
 Cutout : Ø120mm  
 Size : Ø145 x H64.5mm



Optional Color



BK CH WH

Beam



60° Flood

Chip



SMD

